

Understanding the Patients' Journey Pre- and Post-Diagnosis of Facioscapulohumeral Muscular Dystrophy (FSHD): a Real-World Retrospective Data Analysis



Chamindra Konersman, MD¹; Kathryn A. Munoz, PhD, MPH²; Richard A. Brook, MS, MBA³; Nathan L. Kleinman, PhD³; Kelly DiTrapani, BA, BSN²; Bradley McEvoy, DrPH²; Alissa N. Peters²; Chao-Yin Chen, PhD²; Mark C. Stahl, MD, PhD²

¹University of California San Diego; ²Avidity Biosciences, Inc.; ³Better Health Worldwide. All authors have met authorship criteria.

Objectives

Describe the changes in outcomes (healthcare conditions, services, costs, and care days) for patients with FSHD compared with matched controls (MCs) 2 years post-diagnosis versus 2 years pre-diagnosis

Background

- FSHD is a rare, slowly progressive, genetic skeletal muscle disease. Muscle weakness usually presents in the face and upper extremities, eventually extending to the trunk and lower body^{1,2}
- Patients experience significant physical limitations, pain, fatigue, and an overall negative impact on wellbeing.^{3,4} Real-world data characterizing the patients' pre-diagnosis journey are limited
- Currently there is no cure or targeted treatment for FSHD⁵

Methods

- Retrospective database analysis to compare outcomes for patients with FSHD versus MCs
 - Database: IQVIA US PharMetrics® Plus Timeframe: January 2016 through March 2021
 - The FSHD cohort is defined as having ≥2 FSHD claims ≥30 days apart
 - Claims identified by International Classification of Disease Tenth Revision (ICD-10) code G71.02
 - The first diagnosis date was used for the index date
 - FSHD patients were matched to a 5% random sample of eligible non-FSHD controls
 - Matching was done using R's Matchit procedure, with nearest neighbor matching (exact matching on month of index date)
 - Cohorts were matched (5-MC:1-FSHD) on index month and baseline age, region, gender, plan, and payer types
 - All subjects (patients and MCs) had a minimum of 48 months of continuous data:
 - 24 months prior to their index date
 - 24 months following ("post") their index date (includes the index date)
 - The index date was the beginning of the post-index evaluation period
- The prevalence, costs, and services were compared 2 years post-diagnosis versus 2 years pre-diagnosis using:
 - Location of care data for overall care
 - 283 US Agency for Healthcare Research and Quality (AHRQ) comorbidity categories
- Post-pre changes were compared within cohorts (using McNemar tests) and between cohorts (using t-tests)

Results

- We identified 79 FSHD patients and 395 MCs
 - There were no significant differences ($p > 0.05$) between cohorts for age, gender, US region, patient plan type, and patient insurance type (Table 1)
 - The cohorts had significant ($p < 0.05$, except where noted) differences for the Charlson Comorbidity Index (Table 2)
- Within the FSHD cohort, the following locations of care had significant ($p < 0.05$) increases in outcomes:
 - The difference in percent of patients seeing the Emergency Department was 16.5% (primarily due to increases in respiratory condition visits)
 - The difference in percent of patients with services in "Other" locations of care was 15.2%
 - Number of medical and drug days of service increased by 6.0 days (also significantly greater than the 0.9-day increase in the MC cohort)
 - Total annual medical costs per person increased \$5,646
- FSHD patients had more comorbidities:
 - Prevalence increased significantly in five AHRQ categories (Figure 1)
 - Costs changed significantly in six AHRQ categories (Figure 2)
 - Number of services per person per year increased significantly in three AHRQ categories (Figure 3)

Table 1: Age, Region, Insurance, and Payer Types Were Similar Between FSHD Patients and MCs

Descriptive Characteristics	FSHD Patients (N=79)
Gender, % Female	43.0%
Age, mean years [SD]	47.9 [17.9]
Age, years	
<18	6.6%
≥18 to <35	17.6%
≥35 to <45	11.0%
≥45 to <55	22.4%
≥55 to <65	30.3%
≥65	12.1%
US Region	
South	33.1%
Midwest	30.0%
Northeast	20.3%
West	16.6%
Insurance Type	
Preferred Provider Organization	61.7%
Health Maintenance Organization	29.3%
Point-of-Service Plan	1.0%
Consumer-Directed Health Care	5.9%
Indemnity/Traditional Plan	2.1%
Payer Type	
Commercial	61.7%
Self-Insured	29.3%
Medicaid	1.0%
Medicare Advantage	5.9%
Medicare Supplemental	2.1%

There were no significant differences between FSHD patients and MCs $p > 0.05$

Table 2: Before and After Diagnosis, Charlson Comorbidity Index Scores Were Higher for FSHD Patients Versus MCs

Descriptive Characteristics	FSHD Patients (N=79)	MCs (N=395)
Pre-index (before diagnosis)		
Mean [SD] score	1.13 [1.65]	0.74 [1.67]
Percent with values >1*	27.8%	14.2%
Post-index (after diagnosis)		
Mean [SD] score*	1.37 [1.65]	0.82 [1.73]
Percent with values >1*	29.1%	17.5%

*Difference significant at $p < 0.05$

Abbreviations:

AHRQ, US Agency for Healthcare Research and Quality; FSHD, facioscapulohumeral muscular dystrophy; ICD-10, International Classification of Diseases, Tenth Revision; MC, matched controls.

References:

- Greco A, et al. *Clin Genet*. 2020;97(6):799–814.
- Statland JM and Tawil R. *Continuum (Minneapolis, Minn)*. 2016;22(6):1916–31.
- Hamel J, et al. *Neurology*. 2019;93(12):e1180–e1192.
- Tawil R and Van Der Maarel SM. *Muscle Nerve*. 2006;34(1):1–15.
- Tawil R, et al. *Neurology*. 2015;85(4):357–64.

Conclusions

- Healthcare utilization increased significantly in FSHD patients following diagnosis and was higher both overall and in different categories than in MCs
 - This likely reflects the need to investigate and manage previously unsuspected manifestations of FSHD following formal diagnosis
- Future research should confirm if these findings hold true in longer-term follow-up
- These data highlight the many unmet needs for FSHD patients, including higher costs, more days of care, more prevalent and costly comorbidity management and the need for novel targeted treatments
- Based on the high unmet need, Avidity Biosciences is planning clinical trials with a first-in-class antibody oligonucleotide conjugate targeting DUX4, the underlying cause of FSHD, in 2022

Figure 1: FSHD Patients Had Higher Increases in Prevalence for AHRQ Categories of "Immunizations/Screening for Infectious Disease", "Other Aftercare", and "Other Gastrointestinal Disorders" Versus MCs

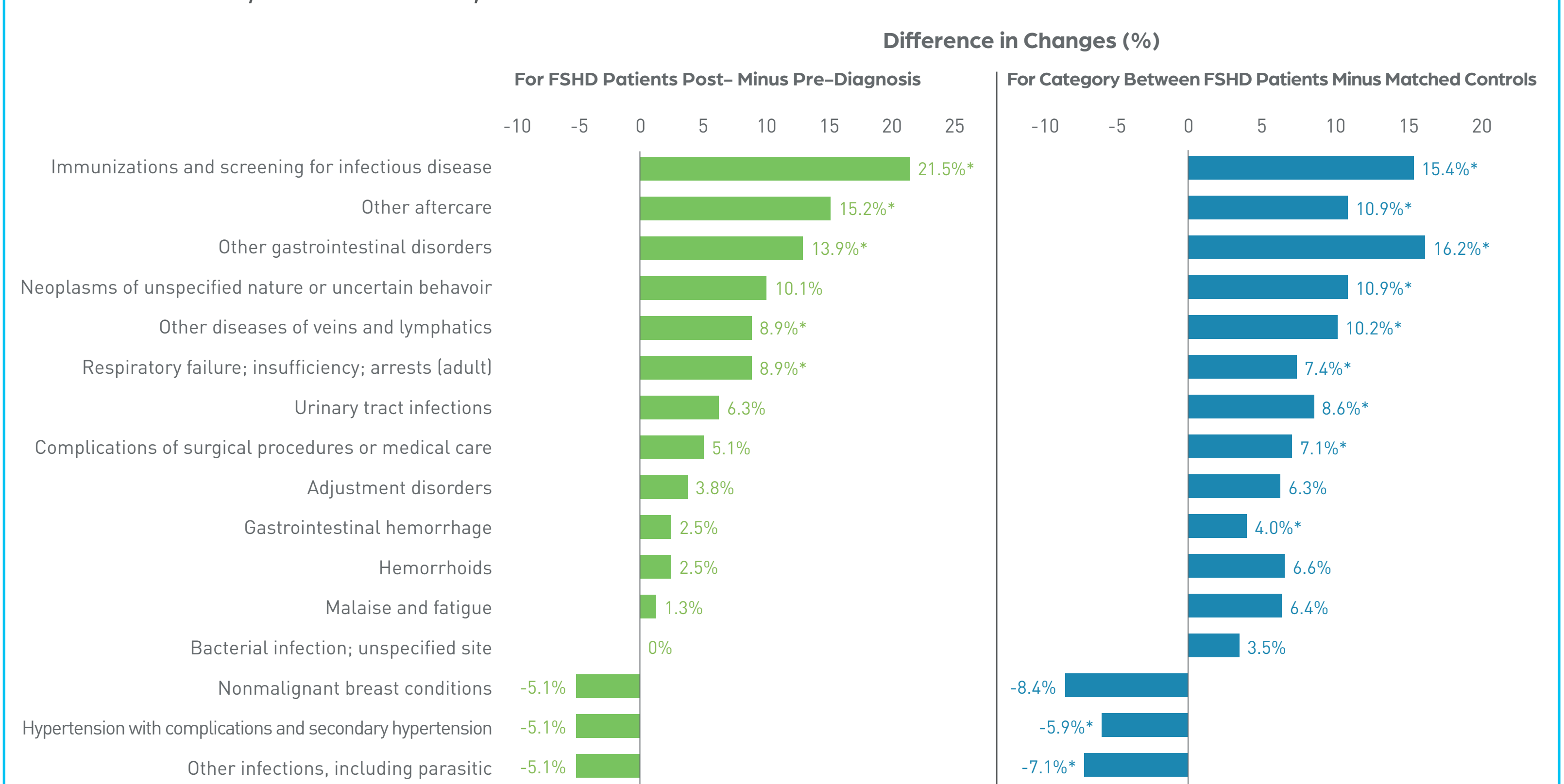


Figure 2: FSHD Patients Had Higher Increases in Costs in AHRQ Categories Related to "Residual Codes; Unclassified" and "Other Lower Respiratory Disease" Versus MCs

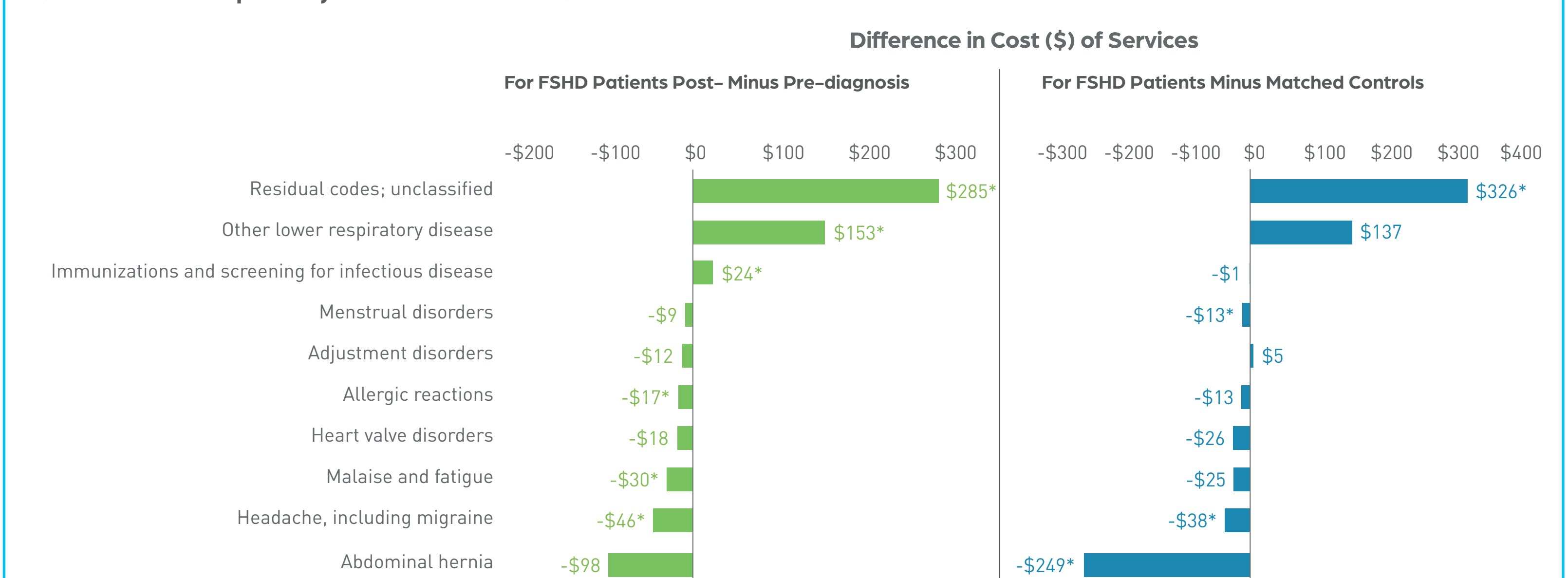
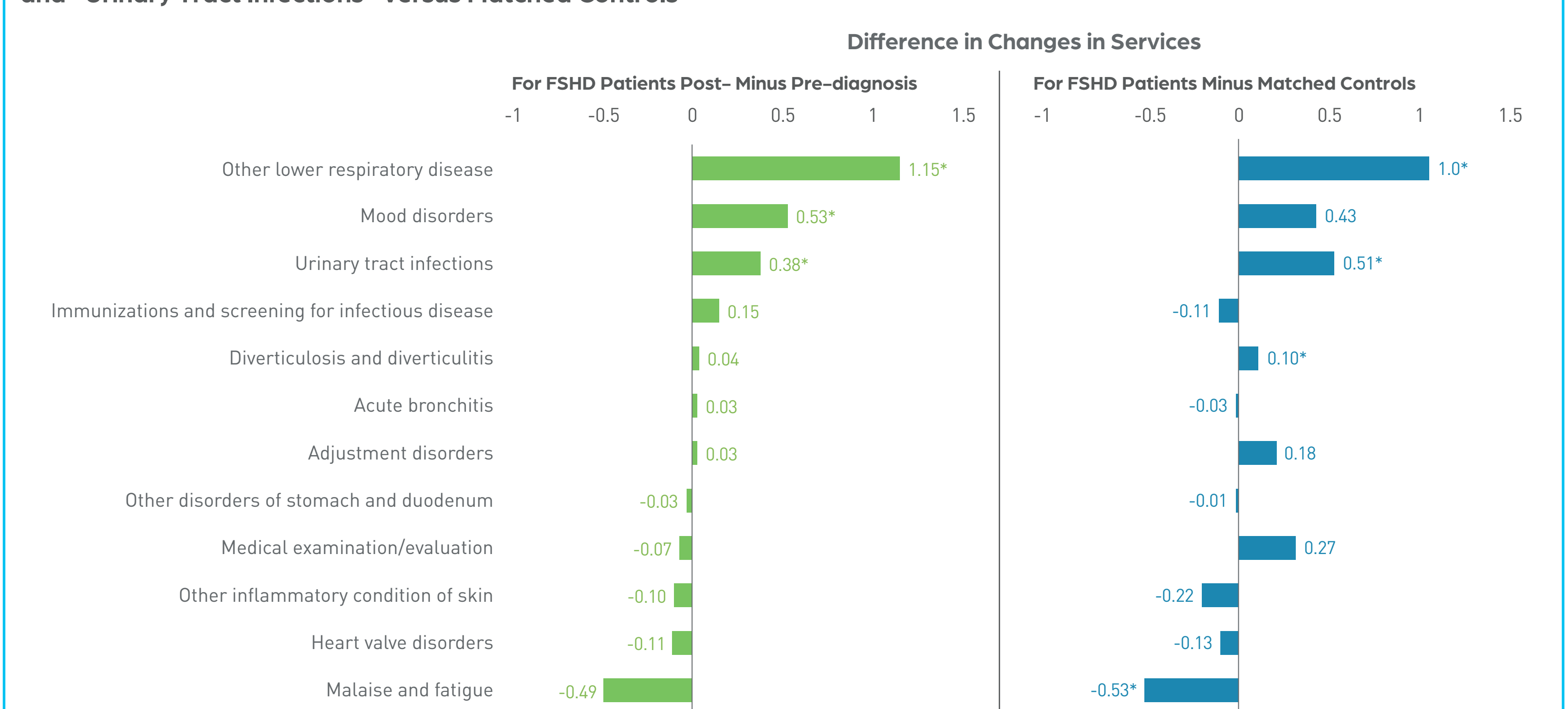


Figure 3: FSHD Patients Had Higher Increases in Services for "Other Lower Respiratory Disease," "Mood Disorders," and "Urinary Tract Infections" Versus Matched Controls



* $p < 0.05$